

## Technical data sheet - Soprano



### Description

A luxurious auditorium chair designed to provide optimum comfort and silent operation. Elegant in its design, Soprano features a sprung seat and moulded foams to provide outstanding ergonomic support.

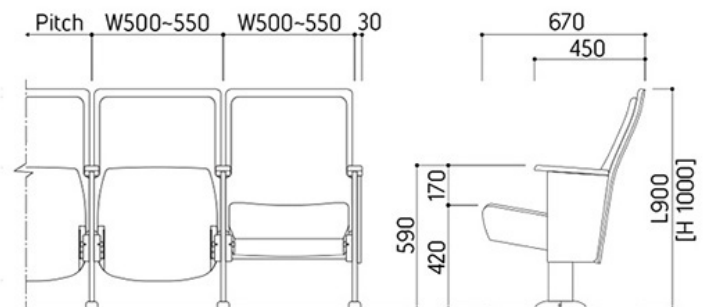
### Features

- Designed for comfort with exceptional wraparound lumbar support
- Enclosed, damped, spring-tip mechanism for safety and smooth, silent action
- Attractive wood reveal to backrest
- Timber armrests, end panels and outerback
- Optional writing tablet

### Seat Widths (Centre to Centre)

Standard chair: 500 - 550mm

### Dimensions



500w chair shown; available in widths up to 550mm. All dimensions are nominal.



#### Tip-up Mechanism

Noise and vibration free mechanism with lubricated resin silencer.



#### Waveform Spring

Used in luxury car seats, this system of springs ensures balanced load distribution across the seat. The springs support the body in an ergonomically correct posture, improving blood circulation and reducing fatigue.



#### Removable Seat and Back Covers

One touch, tool free removal of seat and back covers for easy maintenance.

## Standard Specification

- Seat: Pressed steel frame with serpentine springs. Moulded polyurethane foam, upholstered.
- Back: Moulded polyurethane foam, upholstered with outer back panel in plywood with PU coating.
- Tipping Mechanism: Damped, self rising spring tip mechanism.
- Armrests: Solid wood with PU coating.
- Leg: Steel tube and pressed steel plate with powder coated finish, standard colour black. Leg cover in moulded plastic. Floor fixed.
- Wood finish: plywood with PU coating finish; see Wood Finish Options below.
- Fabric: To customer specification.
- Writing Tablet: Melamine laminated plywood. Anti-panic folding mechanism.

## Options



End panel (short)



End panel (long)



Spacia Seat

Excellent support with reduced material use. Allows free movement of the lower leg for improved circulation.



Anti-Panic Writing Tablet

Gently moves aside if user stands suddenly in the event of an emergency evacuation.



Under seat panel



Integrated aisle light and row letter




Row letter




Seat number

## Wood Finish Options


For reference only. Please do not rely on printed or on-screen swatches as an accurate representation of finish.




KSW-01  
Honey Brown




KSW-02  
Cocoa Brown



KSW-03  
Coffee Brown



KSW-04  
Solid Black



KSW-05  
Pure Ivory