


## Technical data sheet - Espace 628 High Back



### Description

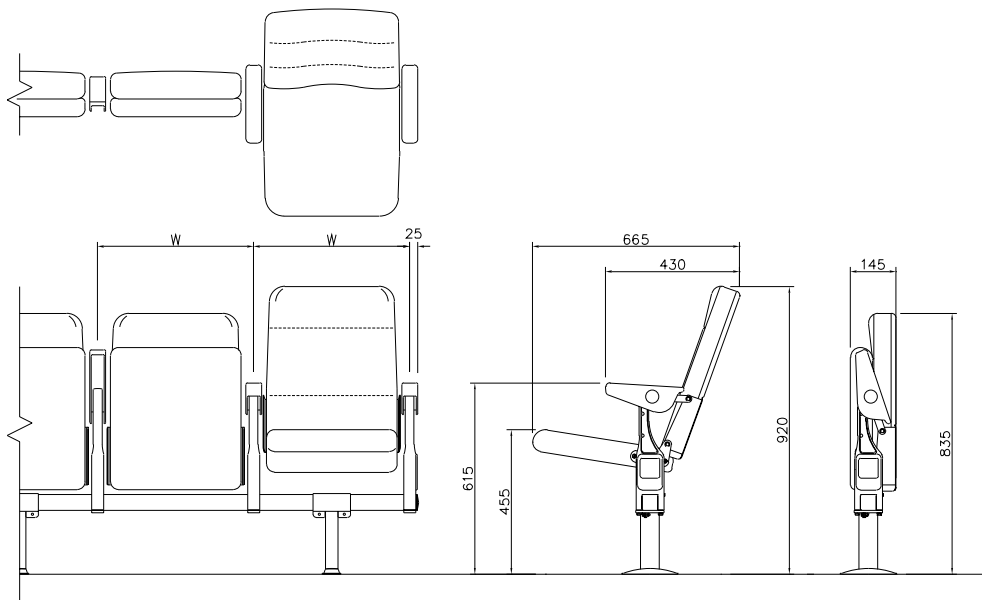
Offering all the styling and comfort of an auditorium chair combined with complete flexibility, the Espace 628 High Back is suitable for both fixed and telescopic installations. Its unique tipping action creates seated areas with wide, safe seatways.

### Features

- Self tipping design, with auto tip armrest and the backrest acting as a counterweight
- Compact dimensions when closed
- High backrest for concert-level comfort
- Optional protective plastic panels to rear and seat
- Optional sprung seat core for outstanding support
- Available with writing tablet (see reverse)
- Tested for effect on indoor air quality: emissions are within acceptable limits specified within the BREEAM, LEED and WELL standards. Details on request.\*



\*model tested was fully upholstered with ABS armrests.



Drawing shows beam mounted (tread fixed), fully upholstered chairs. Height measurements are taken at chair centre. All dimensions are nominal.



ABS Armrest

## Seat widths

480, 490, 500, 510, 520, 530, 540, 550mm (without plastic back)  
480, 500, 520mm (with plastic back)

## Fixing methods

Beam mounted (tread or riser fixed), fold-down (for TX Telescopic Platforms) or matrix (for flat floor configurations).

## Specification

### Seat

50mm polyurethane CMHR foam on 12mm plywood core, fully upholstered.

Options:

- Pocket sprung seat core in place of plywood core.
- Wraparound plastic under-seat panels in injection moulded polypropylene, colour black RAL 9005.
- Veneered 'show-wood' timber under-seat panels - plain, slotted or perforated designs.

### Backrest

45mm polyurethane fabricated CMHR foam on 12mm thick preformed plywood, upholstered.

Options:

- Wraparound plastic back panels in injection moulded polypropylene, colour black RAL 9005.
- Veneered 'show-wood' timber back panels

### Chair frame

Die cast one piece aluminium arm stanchion incorporating seat pivot assembly clamped to 50 x 50 x 2.5mm steel tube cross beam. Finished with epoxy polyester powder coat, colour black 9005.

### Armrest

One piece black ABS injection moulding. Options – timber, curved timber or upholstered.

### Seat tip up mechanism

Counterweight tip up.

### Tube end plugs

Injection moulded low density polyethylene.

## Standards

### Strength and stability

The chair satisfies the requirements of BS EN 12727:2000 (Tests 6.3, 6.4, 6.5, 6.6, 6.7, 6.8, 6.9, 6.11, 6.13, 6.14) to level 4 (severe).

### Flammability

Upholstery fabric and foam comply with BS 5852 1990 (sources BS EN 1021-1, 0; BS EN 1021-2, 1 and 5) or European or other standards as specified.

## Options, variations and accessories

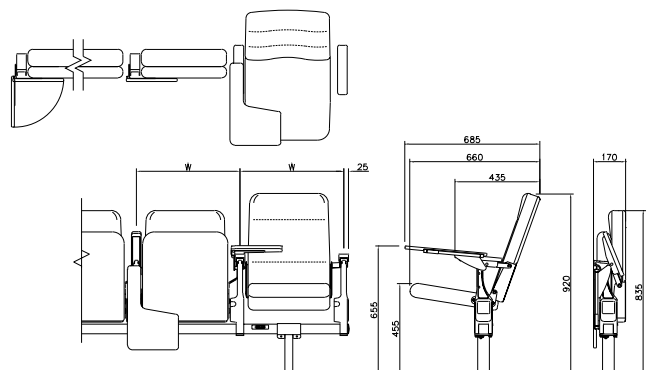
### Accessories

- Seat dampner for soft action seat closing
- Timber outer back
- Foldaway, anti-panic writing tablet (see drawing below)
- Seat numbers
- Aisle letters
- Cupholder

### Variations

- Upright backrest geometry can be specified for correct posture in upper tiers.
- A fixed back version suitable for arena environments is available, where the back does not move as the seat is tipped up.

### Espace 628T High Back with writing tablet



Drawing shows beam mounted (tread fixed) chairs. Height measurements are taken at chair centre. All dimensions are nominal.

Audience Systems Ltd reserves the right to change the design, specification or price of products without prior notice.